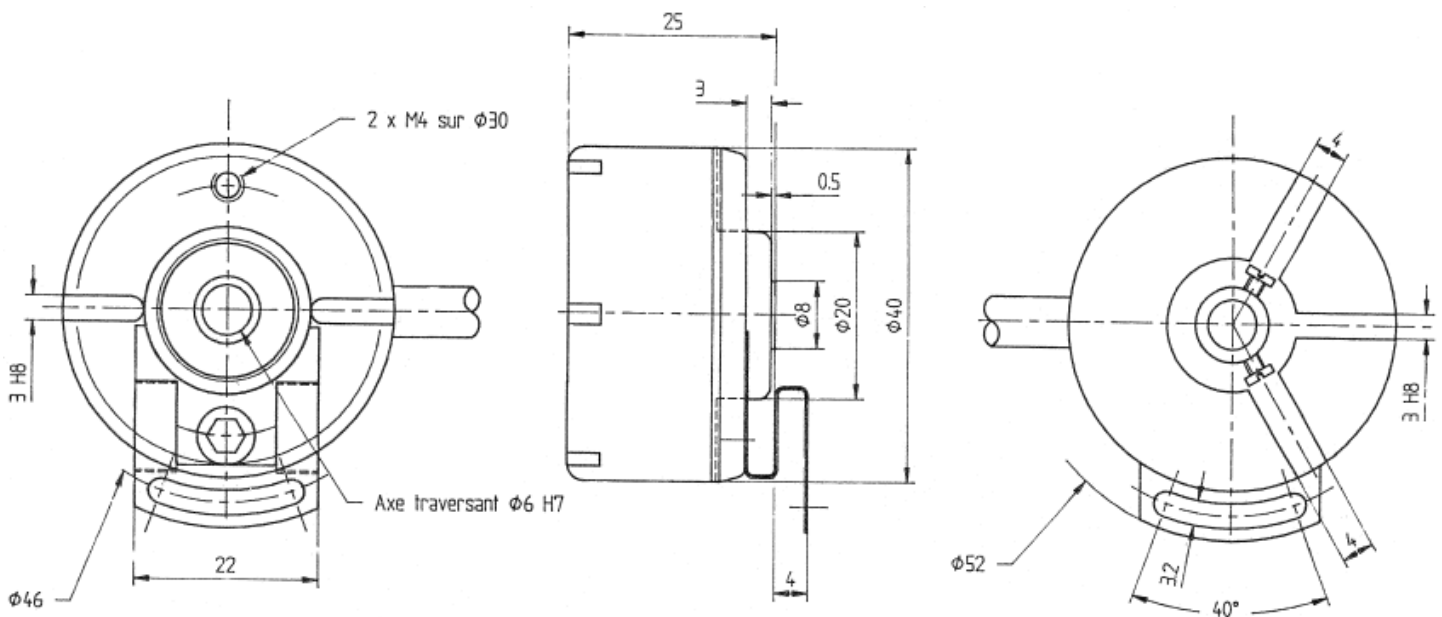


- With its 40mm size and a 6mm thru shaft, this encoder characterizes itself by its strength and robustness of the mechanical and opto-electronic components, it's the most compact truly industrial encoder with a thru shaft
- Coded discs in synthetic material are used: stable and unbreakable (Polyfass™, Mylar-Myca composite, resolution <2000 PPR)
- Available resolution up to 2 500 counts per turn
- Universal electronics 5 to 24Vdc available
- Application fields: micro-robotics, printing machines, low power DC motors, shears...



GHT4 connection G3R (radial cable), DAC (Anti-torque device) ref. 9445/006* mounted on base plate



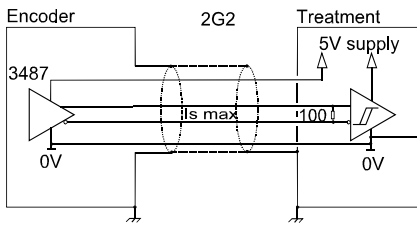
* Accessory to order separately

CHARACTERISTICS

Material	Shaft: stainless steel	EMC	EN 50082-2 (1995)
	Cover: zamac		EN 50081-1 (1992)
	Body: zamac		
Bearings	688 serie	Isolation	1 000 Veff
Maximum loads	Axial : 10 N	Operating temperature	- 20 ... + 80 °C (T° encoder)
	Radial : 20 N	Storage temperature	- 40 ... + 80 °C
Shaft inertia	≤ 0,1.10 ⁻⁶ kg.m ²	Protection CEI60529 (1989)	IP 52
Torque	≤ 2.10 ⁻³ N.m	Shocks (EN60068-2-27)	≤ 300 m.s ⁻² (during 11 ms)
Permissible max. speed	12 000 min ⁻¹	Vibrations (EN60068-2-6)	≤ 100 m.s ⁻² (10 ... 500 Hz)
Continuous max. speed	9 000 min ⁻¹	Torque	Advised: 0,3N.m ; break: 0,5N.m
Encoder weight (approx.)	0,240 kg	Theoretical mechanical lifetime 10 ⁹ turns (F _{axial} / F _{radial})	
		5 N / 10 N : 260	10 N / 20 N : 33



OUTPUT ELECTRONIC / POWER SUPPLY



2G2 electronic (100kHz)

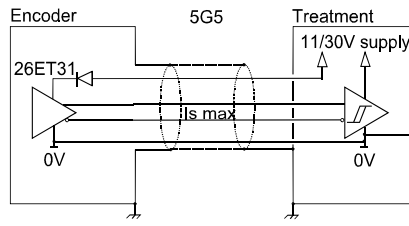
Supply: 5Vdc ± 10%

Cons. without load: 100mA max

Current per channel: 40mA max

0 max (I_s=20mA) : V_{ol} = 0,5Vdc

1 min (I_s=20mA) : V_{oh} = 2,5Vdc



5G5 electronic (100kHz)

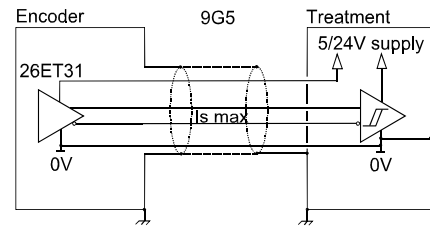
Supply: 11 to 30Vdc

Cons. without load: 75mA max

Current per channel: 40mA max

0 max (I_s=20mA) : V_{ol} = 0,5Vdc

1 min (I_s=20mA) : V_{oh} = V_{cc}-3Vdc



9G5 electronic (100kHz)

Supply: 5 to 24Vdc

Cons. without load: 75mA max

Current per channel: 40mA max

0 max (I_s=20mA) : V_{ol} = 0,5Vdc

1 min (I_s=20mA) : V_{oh} = V_{cc}-3Vdc

Protection against short circuits of the electronics: 5G5 and 9G5
 Protection against inversion of polarity for the electronics: 5G5 and 9G5

STANDARD CONNECTION

		-	+	A	B	0	A/	B/	0/	Ground
G3	PVC cable, 8-wires 8230/024	WH white	BN brown	GN green	YE yellow	VT violet	OR orange	BU blue	RD red	General shielding

ORDERING REFERENCE (Contact the factory for special versions, ex: special flanges, electronics, connectors...)

	Shaft Ø	Available electronics		Output signals	Resolution	Connection	Connection orientation
GHT4	06 : 6mm	2G2, 5G5, 9G5		9: A, A/, B, B/, 0, 0/ (0 gated A & B)	2 500 max	G3 : PVC cable	Exemple : R005: radial 50cm cable R020: radial 2m cable
		Supply	Output stage	A: A, A/, B, B/, 0, 0/ (0 gated A)			
		2 : 5Vdc 5 : 11 to 30Vdc 9 : 5 to 24Vdc	G2 : 5Vdc RS422 G5 : push-pull	N: A, A/, B, B/, 0, 0/ (0 ungated)			
Ex: GHT4	06 //	5	G5	9 //	1 024 //	G3	R020

Available resolutions : 1 2 4 5 8 10 16 20 24 25 27 30 36 40 50 60 64 90 100 120 125 128 144 150 170 180 200 250 300 360 400 500 512 600 720 800 1000 1024 2000 2500